

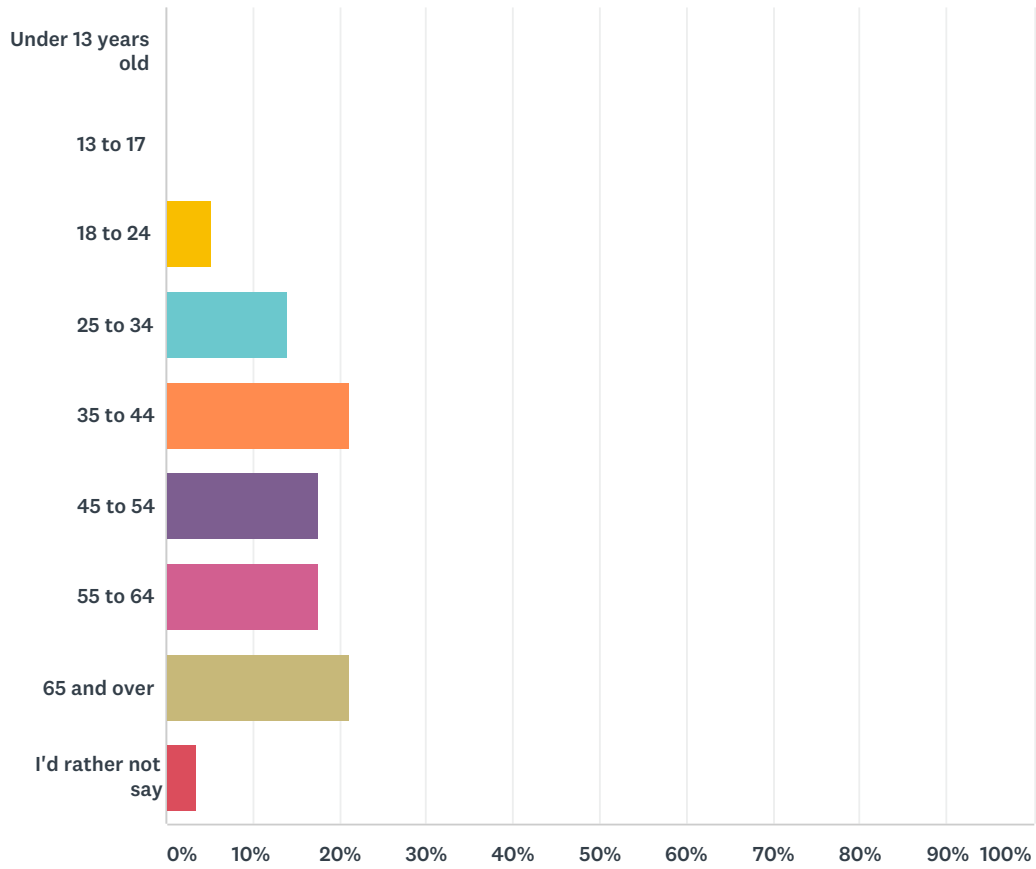
# APPENDIX E

## SDOT Disability Specific Survey Report



## Q1 What is your age?

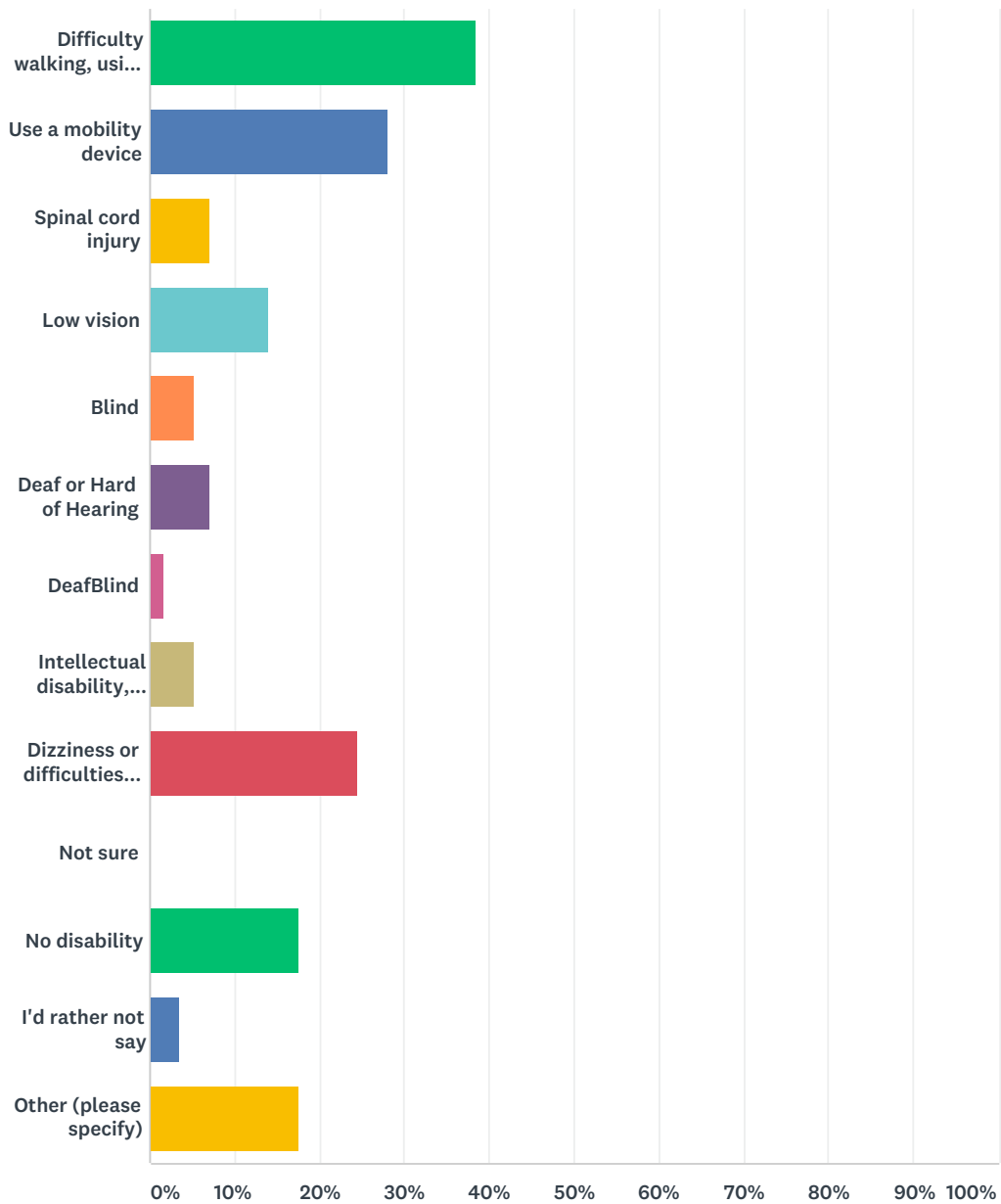
Answered: 57 Skipped: 0



ANSWER CHOICES	RESPONSES	
Under 13 years old	0.00%	0
13 to 17	0.00%	0
18 to 24	5.26%	3
25 to 34	14.04%	8
35 to 44	21.05%	12
45 to 54	17.54%	10
55 to 64	17.54%	10
65 and over	21.05%	12
I'd rather not say	3.51%	2
<b>TOTAL</b>		<b>57</b>

## Q2 What is the nature of the disability that you live with? Check all that apply.

Answered: 57 Skipped: 0



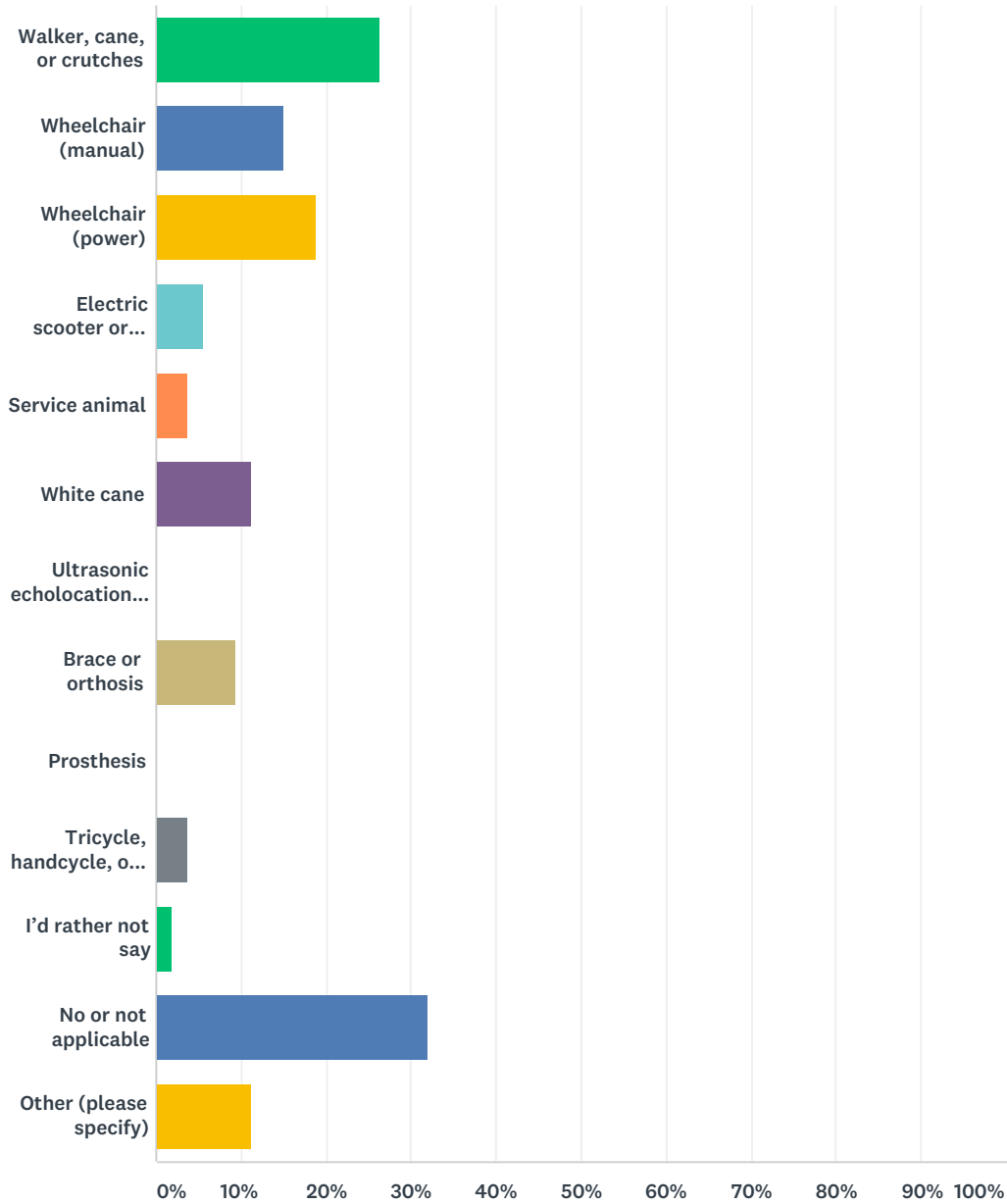
ANSWER CHOICES	RESPONSES	
Difficulty walking, using stairs, or navigating steep slopes	38.60%	22
Use a mobility device	28.07%	16
Spinal cord injury	7.02%	4
Low vision	14.04%	8
Blind	5.26%	3

## Bike Share Survey for People with disAbilities

Deaf or Hard of Hearing	7.02%	4
DeafBlind	1.75%	1
Intellectual disability, Developmental Disability, or TBI	5.26%	3
Dizziness or difficulties with balance	24.56%	14
Not sure	0.00%	0
No disability	17.54%	10
I'd rather not say	3.51%	2
Other (please specify)	17.54%	10
Total Respondents: 57		

### Q3 Do you use any of the following assistive tools? Check all that apply.

Answered: 53 Skipped: 4



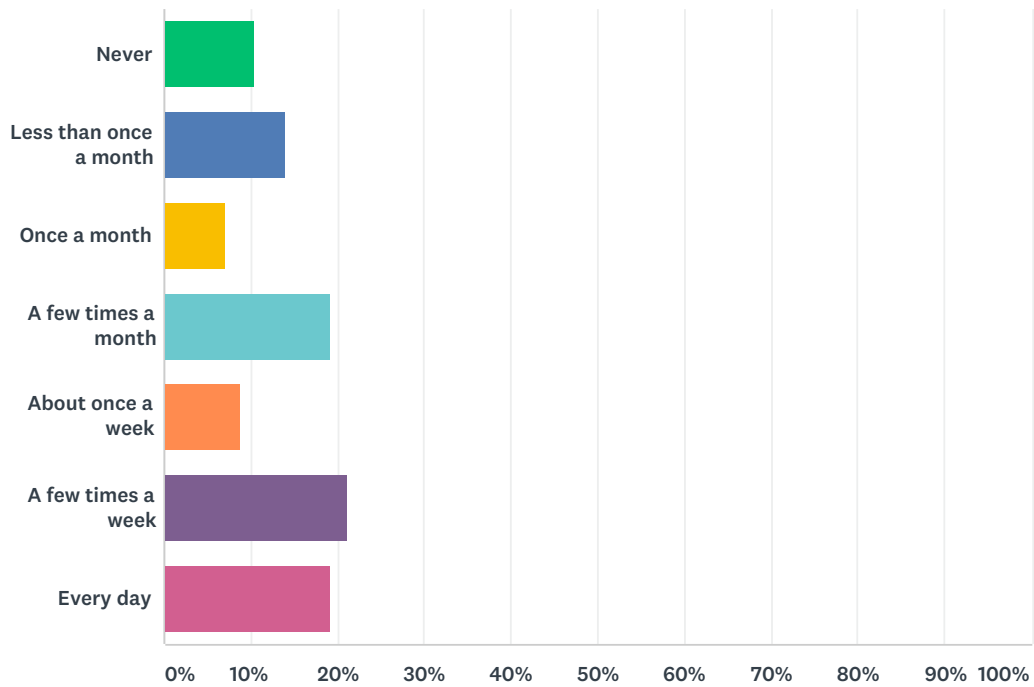
ANSWER CHOICES	RESPONSES	
Walker, cane, or crutches	26.42%	14
Wheelchair (manual)	15.09%	8
Wheelchair (power)	18.87%	10
Electric scooter or other powered mobility device	5.66%	3
Service animal	3.77%	2
White cane	11.32%	6

## Bike Share Survey for People with disAbilities

Ultrasonic echolocation device	0.00%	0
Brace or orthosis	9.43%	5
Prosthesis	0.00%	0
Tricycle, handcycle, or other adaptive cycle	3.77%	2
I'd rather not say	1.89%	1
No or not applicable	32.08%	17
Other (please specify)	11.32%	6
Total Respondents: 53		

## Q4 How often do you have to step or maneuver around a bike parked in your path?

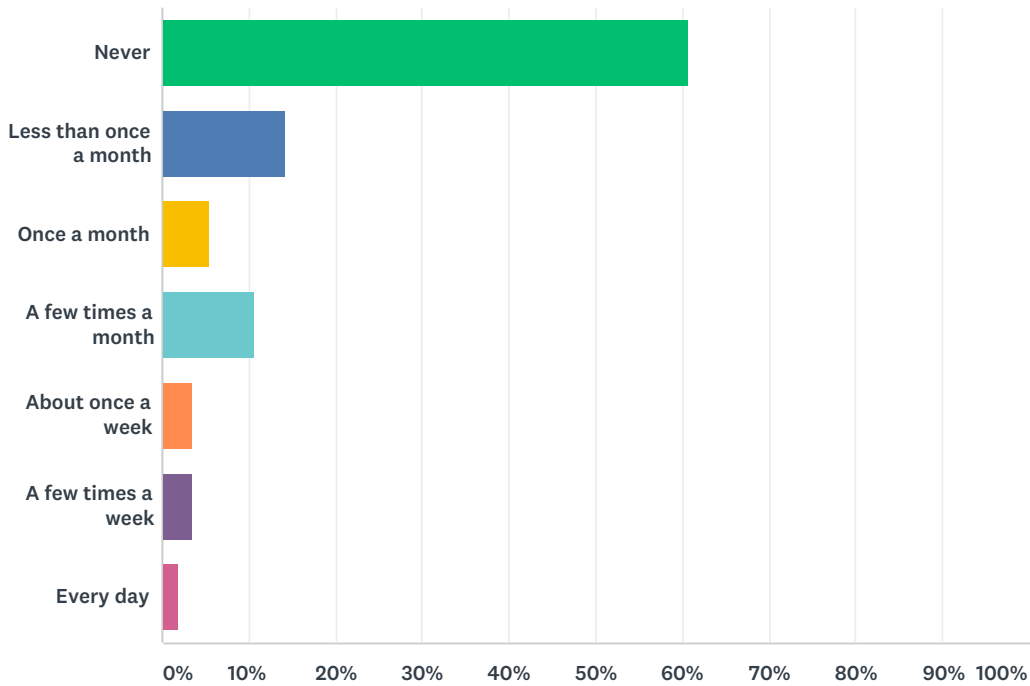
Answered: 57 Skipped: 0



ANSWER CHOICES	RESPONSES	
Never	10.53%	6
Less than once a month	14.04%	8
Once a month	7.02%	4
A few times a month	19.30%	11
About once a week	8.77%	5
A few times a week	21.05%	12
Every day	19.30%	11
<b>TOTAL</b>		<b>57</b>

### Q5 How often do you have to cross the street, take a different route, or cancel your trip because you could not step or maneuver around a parked bike?

Answered: 56 Skipped: 1

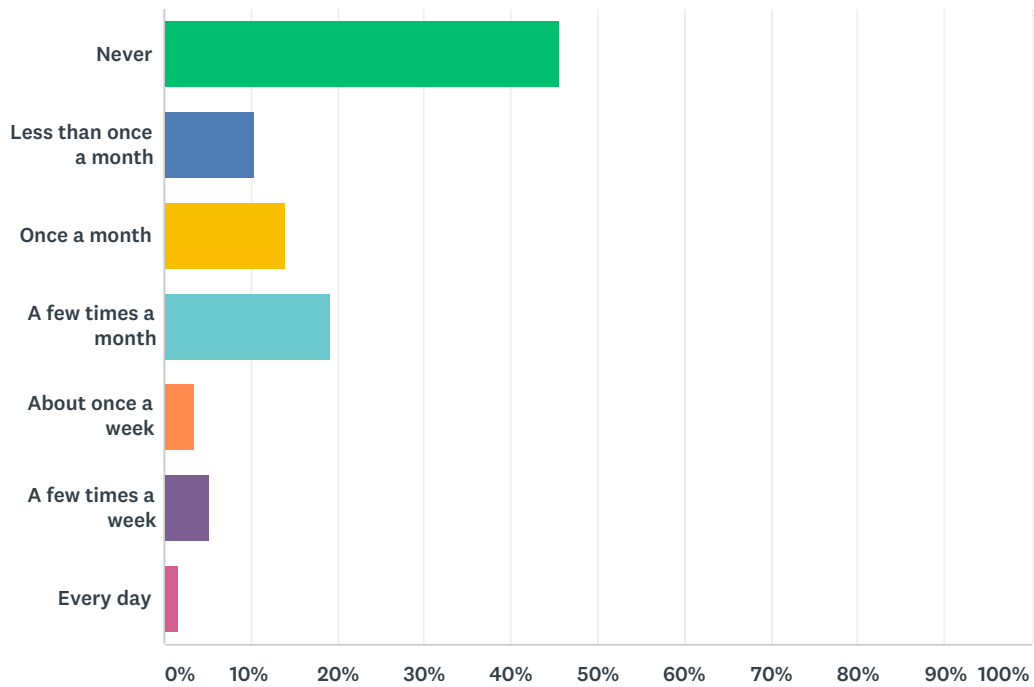


ANSWER CHOICES	RESPONSES	
Never	60.71%	34
Less than once a month	14.29%	8
Once a month	5.36%	3
A few times a month	10.71%	6
About once a week	3.57%	2
A few times a week	3.57%	2
Every day	1.79%	1
TOTAL		56



### Q6 How often do you have difficulty using a bench, parking pay station, or other street feature because a parked bike is in the way?

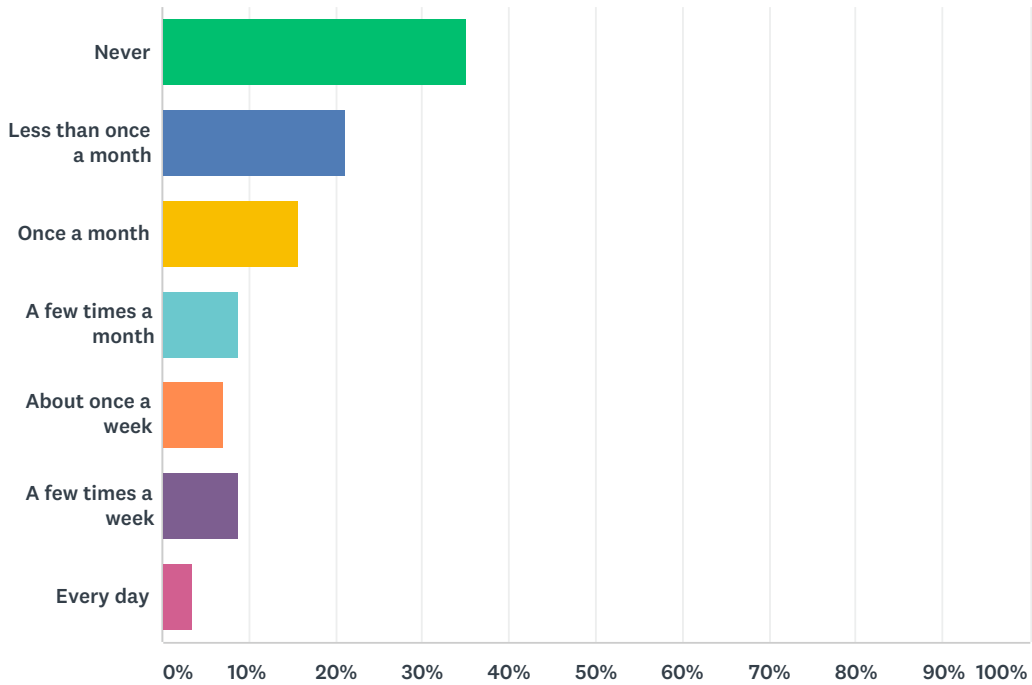
Answered: 57 Skipped: 0



ANSWER CHOICES	RESPONSES	
Never	45.61%	26
Less than once a month	10.53%	6
Once a month	14.04%	8
A few times a month	19.30%	11
About once a week	3.51%	2
A few times a week	5.26%	3
Every day	1.75%	1
<b>TOTAL</b>		<b>57</b>

### Q7 How often do you have difficulty using a curb ramp or other disabled access feature because a parked bike is in the way?

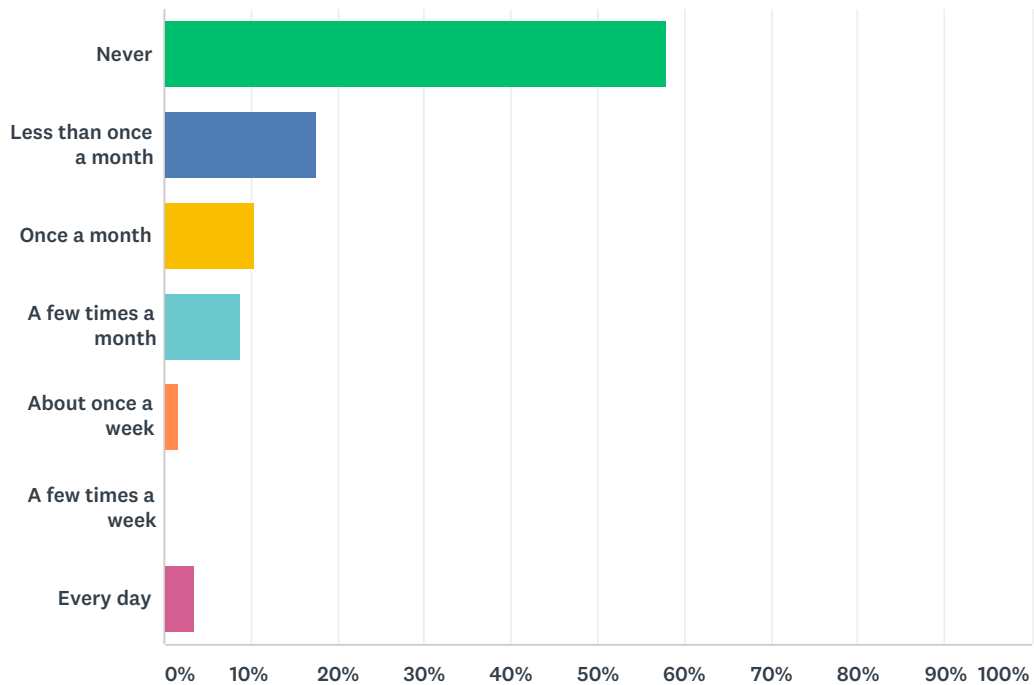
Answered: 57 Skipped: 0



ANSWER CHOICES	RESPONSES	
Never	35.09%	20
Less than once a month	21.05%	12
Once a month	15.79%	9
A few times a month	8.77%	5
About once a week	7.02%	4
A few times a week	8.77%	5
Every day	3.51%	2
<b>TOTAL</b>		<b>57</b>

## Q8 How often do you have to ask somebody else to move a parked bike out of your way before you can keep going?

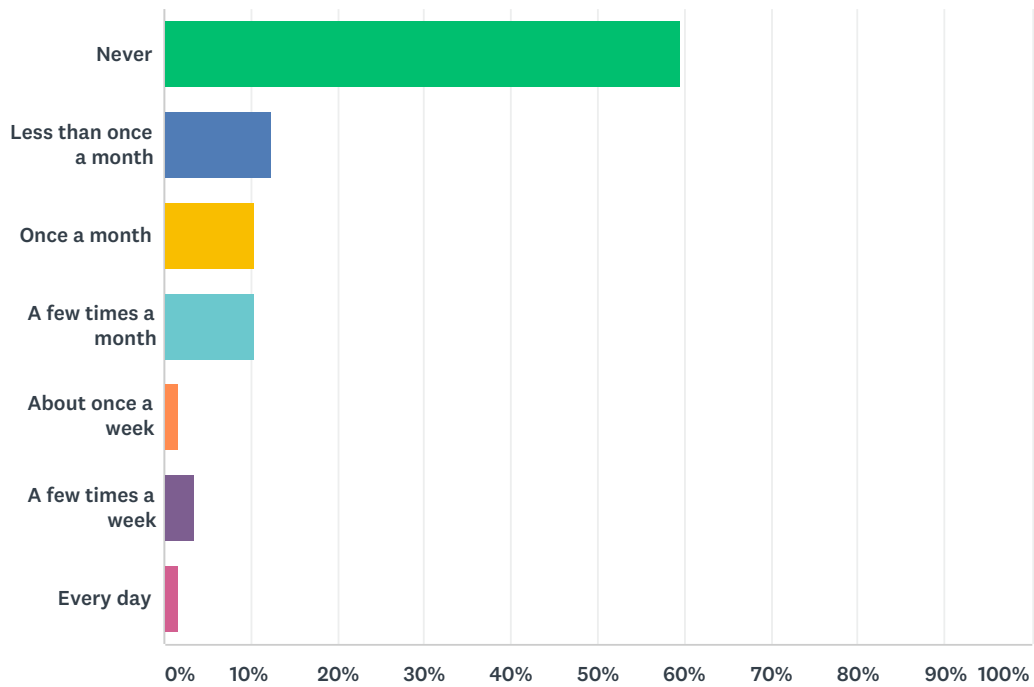
Answered: 57 Skipped: 0



ANSWER CHOICES	RESPONSES	
Never	57.89%	33
Less than once a month	17.54%	10
Once a month	10.53%	6
A few times a month	8.77%	5
About once a week	1.75%	1
A few times a week	0.00%	0
Every day	3.51%	2
<b>TOTAL</b>		<b>57</b>

## Q9 How often do you have difficulty getting into or out of a car because a parked bike is in the way?

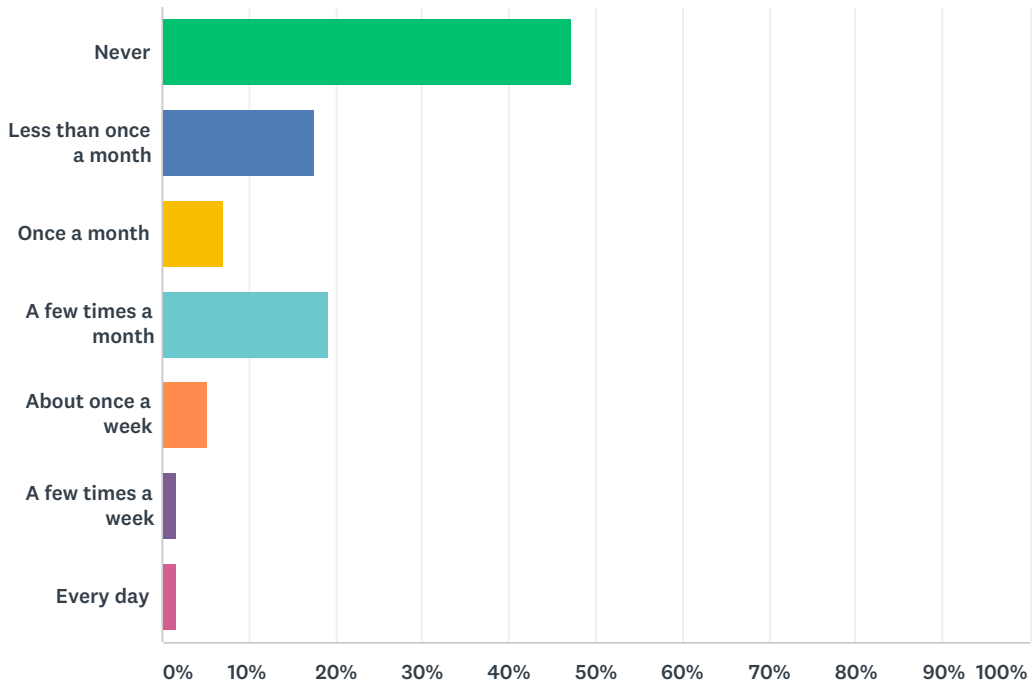
Answered: 57 Skipped: 0



ANSWER CHOICES	RESPONSES	
Never	59.65%	34
Less than once a month	12.28%	7
Once a month	10.53%	6
A few times a month	10.53%	6
About once a week	1.75%	1
A few times a week	3.51%	2
Every day	1.75%	1
<b>TOTAL</b>		<b>57</b>

### Q10 How often do you have difficulty getting on or off the bus or light rail because a bike is parked at the transit stop?

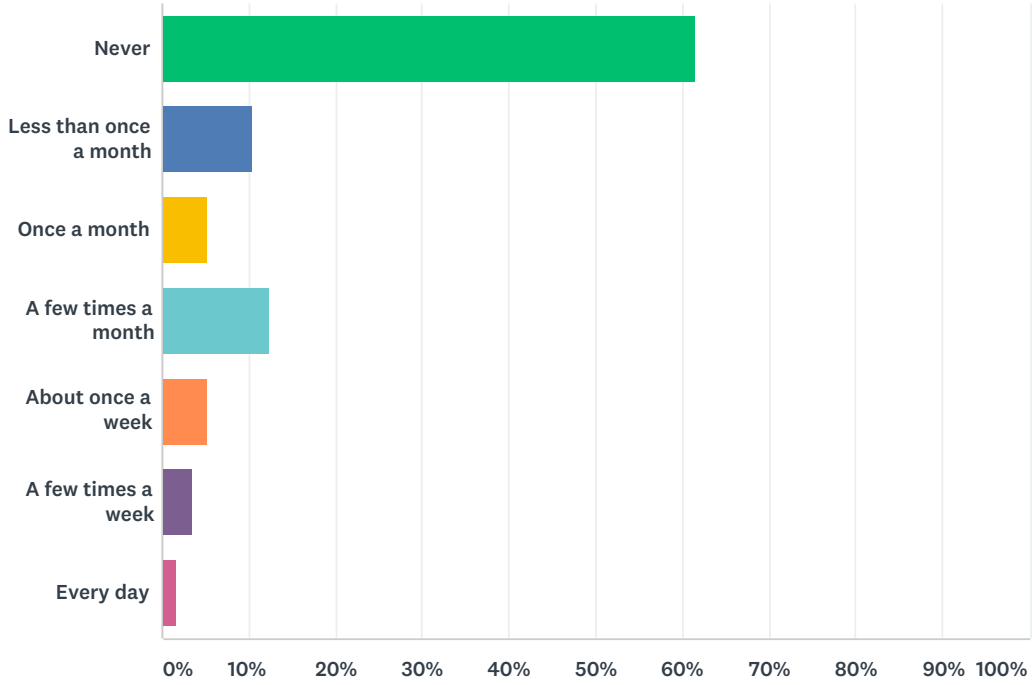
Answered: 57 Skipped: 0



ANSWER CHOICES	RESPONSES	
Never	47.37%	27
Less than once a month	17.54%	10
Once a month	7.02%	4
A few times a month	19.30%	11
About once a week	5.26%	3
A few times a week	1.75%	1
Every day	1.75%	1
<b>TOTAL</b>		<b>57</b>

### Q11 How often do you collide with, stumble on, or fall over a parked bike?

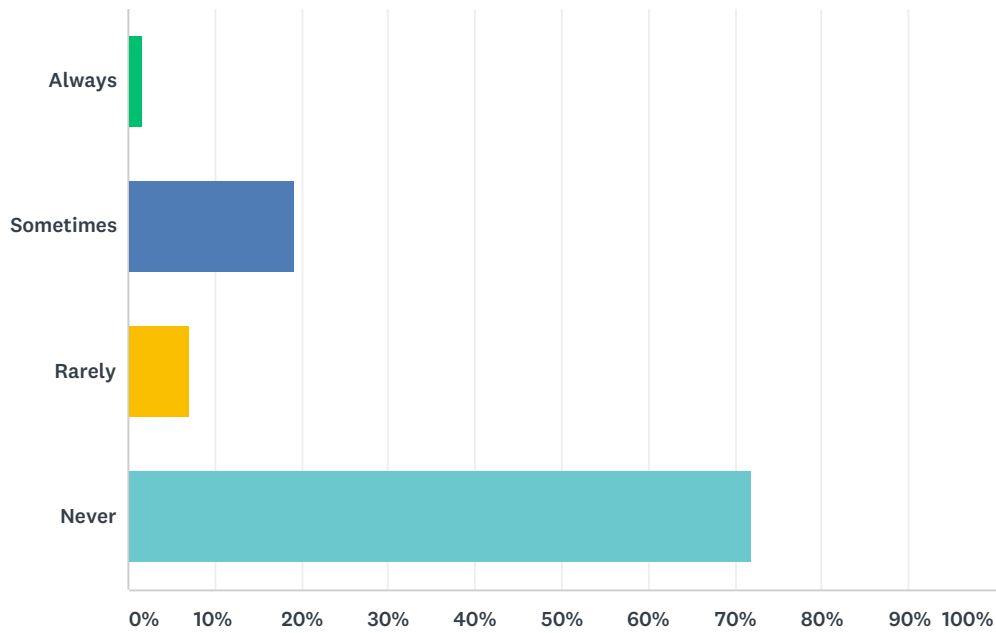
Answered: 57 Skipped: 0



ANSWER CHOICES	RESPONSES	
Never	61.40%	35
Less than once a month	10.53%	6
Once a month	5.26%	3
A few times a month	12.28%	7
About once a week	5.26%	3
A few times a week	3.51%	2
Every day	1.75%	1
<b>TOTAL</b>		<b>57</b>

## Q12 When a bike is in your way, how often do you report the bike to the City or to the bike share company?

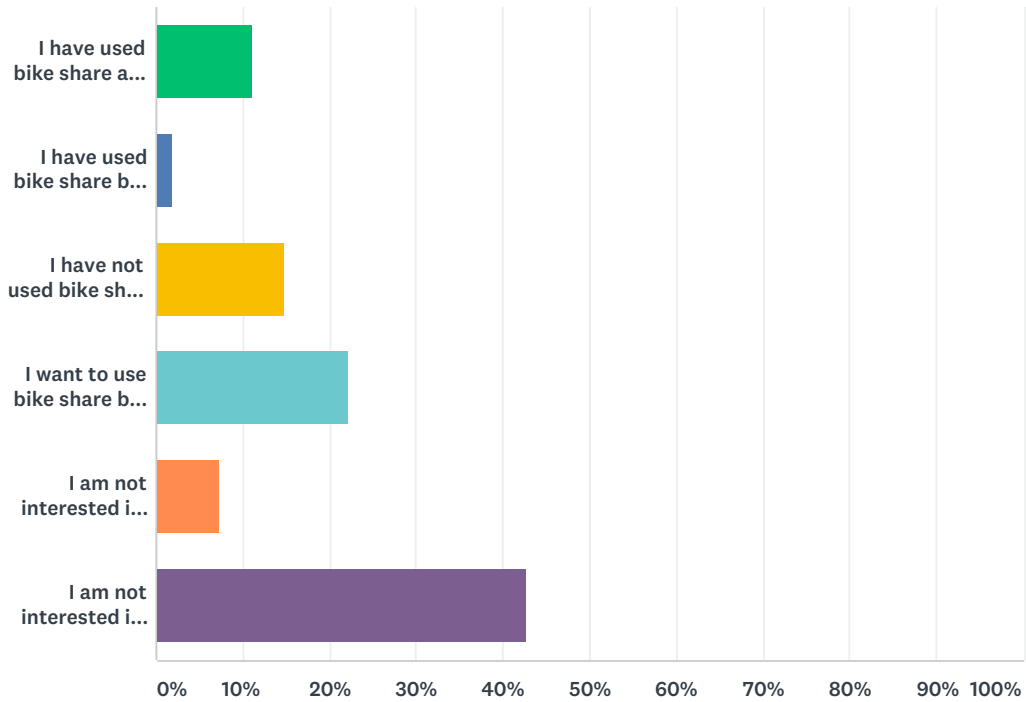
Answered: 57 Skipped: 0



ANSWER CHOICES	RESPONSES	
Always	1.75%	1
Sometimes	19.30%	11
Rarely	7.02%	4
Never	71.93%	41
TOTAL		57

### Q13 Do you use or want to use Seattle’s bike share system? Select the answer that best describes you.

Answered: 54 Skipped: 3

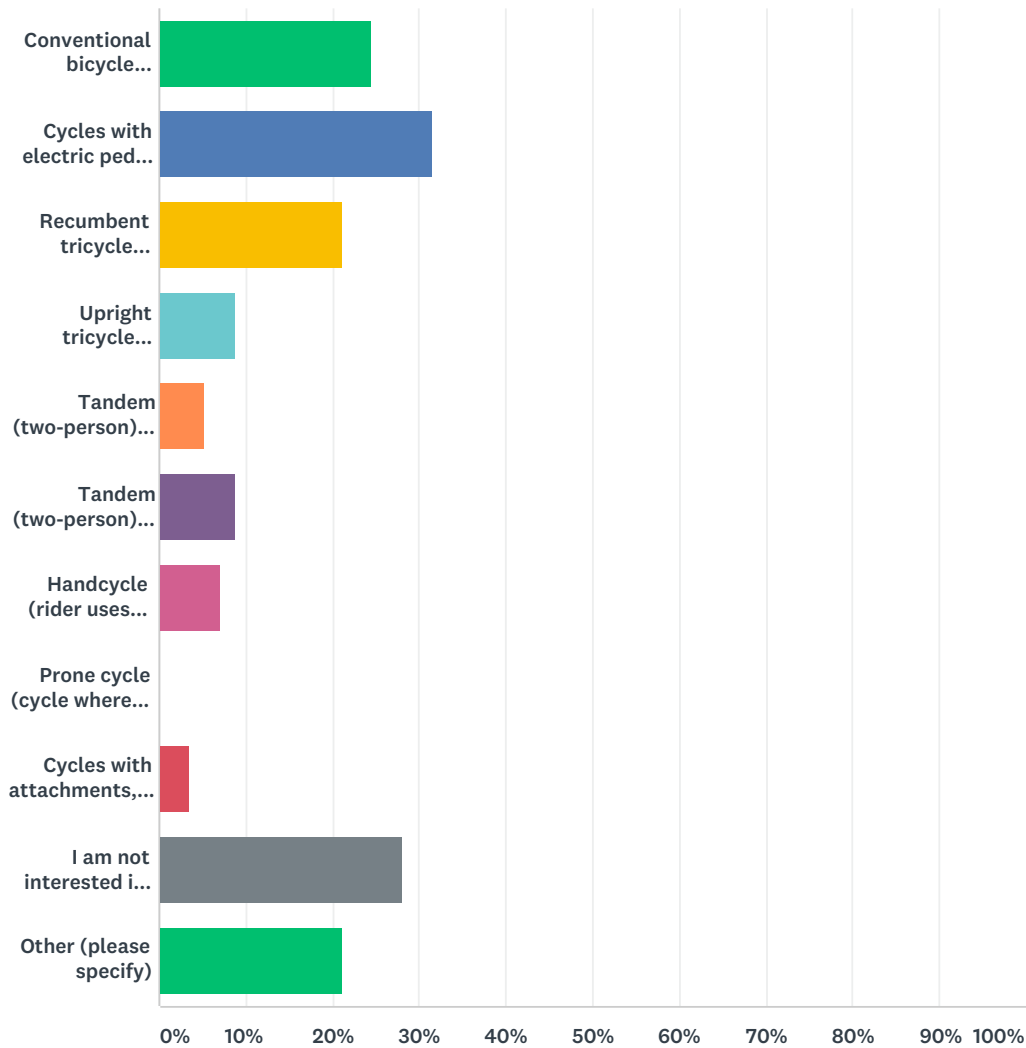


ANSWER CHOICES	RESPONSES	
I have used bike share and I liked it	11.11%	6
I have used bike share but I didn't like it	1.85%	1
I have not used bike share but I'd like to try it	14.81%	8
I want to use bike share but I need an alternative to a conventional bicycle	22.22%	12
I am not interested in bike share because I have my own cycle	7.41%	4
I am not interested in cycling	42.59%	23
<b>TOTAL</b>		<b>54</b>



Q14 Many people with disabilities need or prefer to use an adaptive cycle instead of a standard bicycle. Some people also need specific features or attachments to ride. Of the following cycle models and features, which options would accommodate your individual needs? Check all that apply.

Answered: 57 Skipped: 0



ANSWER CHOICES	RESPONSES	
Conventional bicycle (standard bike)	24.56%	14
Cycles with electric pedal assist (such as electric bikes)	31.58%	18
Recumbent tricycle (tricycle where rider leans back in a chair)	21.05%	12
Upright tricycle (bicycle seat with two wheels in back)	8.77%	5
Tandem (two-person) cycle where riders sit front and back	5.26%	3
Tandem (two-person) cycle where riders sit side by side	8.77%	5
Handcycle (rider uses arms to pedal instead of legs)	7.02%	4

## Bike Share Survey for People with disAbilities

Prone cycle (cycle where rider's chest and shoulders rest on seat)	0.00%	0
Cycles with attachments, such as grip or pedal support	3.51%	2
I am not interested in cycling	28.07%	16
Other (please specify)	21.05%	12
Total Respondents: 57		

**Q15 If you have any other comments about the bike share program, we'd like to hear them!**

Answered: 30 Skipped: 27

Q16 If you would like City staff to contact you about future public meetings or other opportunities to discuss bike share, adaptive cycling, and sidewalk access, please provide your contact information.

Answered: 17 Skipped: 40

ANSWER CHOICES	RESPONSES	
Name	94.12%	16
Email	100.00%	17
Phone	64.71%	11