

ALLOWABLE PERMEABLE PAVEMENT WEARING COURSE MATERIALS FOR STORMWATER CREDIT







Date: 14-Sep-16

- Notes:
1. Permeable pavement surfaces and facilities shall comply with all requirements in the 2016 Stormwater Manual (see Sections 5.4.6 and 5.6.2).
 2. Designer and applicant responsible for confirming that initial permeable pavement infiltration rates are greater than 100 inches per hour.
 3. Permeable pavement subbase depth shall be 3 inches (min) for permeable pavement surfaces and 6 inches (min) for facilities.
 4. The City of Seattle retains the right to approve or decline the installation of paver systems on a site-by-site basis.
 5. The City of Seattle retains the right to modify this paver list as additional information becomes available.
 6. All proprietary pavements included in this table shall be selected, installed, and maintained per manufacturer's recommendations based on anticipated use and loading.**

* For projects with less than 5,000 square feet of new plus replaced hard surface, infiltration capacity may be demonstrated using a bucket test wherein a bucket of water is thrown on the surface. If anything other than a scant amount of water puddles or runs off the surface, quantitative testing is required as listed in the column below.

** Manufacturer maintenance requirements provided are in addition to maintenance requirements outlined in 2016 Stormwater Manual.



NAME	PHOTO	DESCRIPTION	MANUFACTURER	LOCAL DISTRIBUTER	INFILTRATION ACCEPTANCE TESTING*	ADA COMPLIANCE (IF properly installed & maintained)	MANUFACTURER MAINTENANCE REQUIREMENTS/RECOMMENDATIONS**
PERVIOUS CONCRETE & POROUS ASPHALT							
Pervious Concrete		Pervious concrete installed per City of Seattle Standard Specification 5-06	--	--	Standard Test Method for Infiltration Rate of In Place Pervious Concrete (ASTM C1701) or Infiltration Rate of the Mix; Field Test per City of Seattle Standard Specification 5-06	COMPLIANT	--
Porous Asphalt		Porous asphalt installed per regional task force guidance: http://www.wsdot.wa.gov/partners/awpa/Division_5_Page.htm	--	--	Standard Test Method for Infiltration Rate of In Place Pervious Concrete (ASTM C1701) or Infiltration Rate of the Mix; Field Test per City of Seattle Standard Specification 5-06	COMPLIANT	--
PERMEABLE PAVERS							
Uni Eco-Stone®		Interlocking pavers (2 blocks) with drainage openings	Uni-Group USA	Mutual Materials corporate office. Area hardware stores mutualmaterials.com	Standard Test Method for Surface Infiltration Rate of Permeable Unit Pavement Systems (ASTM C1781)	COMPLIANT	Most applicable to residential and commercial projects, including streets and alleys. Inspect and clean at regular intervals varying from 1X per 4yrs to 2X per 1yr. Use vacuum sweeper. Additional aggregate can be added when necessary.
Eco-Priora™		Interlocking pavers with drainage openings (two sizes)	Uni-Group USA	Mutual Materials corporate office. Area hardware stores mutualmaterials.com	Standard Test Method for Surface Infiltration Rate of Permeable Unit Pavement Systems (ASTM C1781)	COMPLIANT	Most applicable to residential and commercial projects, including streets and alleys. Inspect and clean at regular intervals varying from 1X per 4yrs to 2X per 1yr. Use vacuum sweeper. Additional aggregate can be added when necessary.
Uni Ecoloc®		Interlocking pavers (3 blocks, L shaped) with drainage openings. Mechanically installed	Uni-Group USA	Mutual Materials corporate office. Area hardware stores mutualmaterials.com	Standard Test Method for Surface Infiltration Rate of Permeable Unit Pavement Systems (ASTM C1781)	COMPLIANT	Most suitable for sizeable pavements like parking lots, alleys, and streets. Inspect and clean at regular intervals varying from 1X per 4yrs to 2X per 1yr. Use vacuum sweeper. Additional aggregate can be added when necessary.
Permeable Holland Herringbone		Interlocking pavers with drainage openings. Mechanically installed	Uni-Group USA	Mutual Materials corporate office. Area hardware stores mutualmaterials.com	Standard Test Method for Surface Infiltration Rate of Permeable Unit Pavement Systems (ASTM C1781)	COMPLIANT	Most suitable for sizeable pavements like parking lots, alleys, and streets. Inspect and clean at regular intervals varying from 1X per 4yrs to 2X per 1yr. Use vacuum sweeper. Additional aggregate can be added when necessary.

ALLOWABLE PERMEABLE PAVEMENT WEARING COURSE MATERIALS FOR STORMWATER CREDIT







Date: 14-Sep-16

- Notes:
1. Permeable pavement surfaces and facilities shall comply with all requirements in the 2016 Stormwater Manual (see Sections 5.4.6 and 5.6.2).
 2. Designer and applicant responsible for confirming that initial permeable pavement infiltration rates are greater than 100 inches per hour.
 3. Permeable pavement subbase depth shall be 3 inches (min) for permeable pavement surfaces and 6 inches (min) for facilities.
 4. The City of Seattle retains the right to approve or decline the installation of paver systems on a site-by-site basis.
 5. The City of Seattle retains the right to modify this paver list as additional information becomes available.
 6. All proprietary pavements included in this table shall be selected, installed, and maintained per manufacturer's recommendations based on anticipated use and loading.**

* For projects with less than 5,000 square feet of new plus replaced hard surface, infiltration capacity may be demonstrated using a bucket test wherein a bucket of water is thrown on the surface. If anything other than a scant amount of water puddles or runs off the surface, quantitative testing is required as listed in the column below.

** Manufacturer maintenance requirements provided are in addition to maintenance requirements outlined in 2016 Stormwater Manual.



NAME	PHOTO	DESCRIPTION	MANUFACTURER	LOCAL DISTRIBUTER	INFILTRATION ACCEPTANCE TESTING*	ADA COMPLIANCE (IF properly installed & maintained)	MANUFACTURER MAINTENANCE REQUIREMENTS/RECOMMENDATIONS**
PERMEABLE PAVERS (CONT.)							
AquaPave		Interlocking pavers with drainage openings	Abbstford concrete products	Artemis Landscapes, Devonshire Landscapes pavingstones.com/pages/approved-aquapave-permeable-paver-installers	Standard Test Method for Surface Infiltration Rate of Permeable Unit Pavement Systems (ASTM C1781)	COMPLIANT	Vacuuming recommended twice per year.
PaveDrain®		Approx. 12" x 12" Interlocking pavers with drainage openings and subsurface arch storage chamber	PaveDrain	ACF West acfwest.com	Standard Test Method for Surface Infiltration Rate of Permeable Unit Pavement Systems (ASTM C1781)	COMPLIANT	http://pavedrain.com/pdf/PaveDrain-Maintenance-Manual-v7.pdf
XeriPave		Precast pavers made of natural aggregates and high strength polymer binding agents.	XeriPave	xeripave.com/washington.html	Standard Test Method for Surface Infiltration Rate of Permeable Unit Pavement Systems (ASTM C1781)	COMPLIANT	Requires periodic vacuuming. Frequency of cleaning will depend on sediment loading
Azek Permeable Pavers		Composite recycled material pavers that fit into accompanying plastic grid base (with drainage openings)	Azek	Area home improvement stores azek.com/products/pavers/permeable-pavers	Standard Test Method for Surface Infiltration Rate of Permeable Unit Pavement Systems (ASTM C1781)	COMPLIANT	"Virtually no maintenance" Joint sand may need to be replenished occasionally
CIP Pavers		FOR USE ON PRIVATE PROPERTY ONLY Cast-in-place concrete slabs with substantial spacing between slabs for drainage	--	--	Standard Test Method for Surface Infiltration Rate of Permeable Unit Pavement Systems (ASTM C1781)	ADA compliance will depend on project-specific design	--
Precast Paving stones		Precast paving stones (example shown in picture - shape/color will vary with manufacturer)	--	Area home improvement stores	Standard Test Method for Surface Infiltration Rate of Permeable Unit Pavement Systems (ASTM C1781)	ADA compliance will depend on project-specific design	--

ALLOWABLE PERMEABLE PAVEMENT WEARING COURSE MATERIALS FOR STORMWATER CREDIT







Date: 14-Sep-16

- Notes:
1. Permeable pavement surfaces and facilities shall comply with all requirements in the 2016 Stormwater Manual (see Sections 5.4.6 and 5.6.2).
 2. Designer and applicant responsible for confirming that initial permeable pavement infiltration rates are greater than 100 inches per hour.
 3. Permeable pavement subbase depth shall be 3 inches (min) for permeable pavement surfaces and 6 inches (min) for facilities.
 4. The City of Seattle retains the right to approve or decline the installation of paver systems on a site-by-site basis.
 5. The City of Seattle retains the right to modify this paver list as additional information becomes available.
 6. All proprietary pavements included in this table shall be selected, installed, and maintained per manufacturer's recommendations based on anticipated use and loading.**

* For projects with less than 5,000 square feet of new plus replaced hard surface, infiltration capacity may be demonstrated using a bucket test wherein a bucket of water is thrown on the surface. If anything other than a scant amount of water puddles or runs off the surface, quantitative testing is required as listed in the column below.

** Manufacturer maintenance requirements provided are in addition to maintenance requirements outlined in 2016 Stormwater Manual.



NAME	PHOTO	DESCRIPTION	MANUFACTURER	LOCAL DISTRIBUTER	INFILTRATION ACCEPTANCE TESTING*	ADA COMPLIANCE (IF properly installed & maintained)	MANUFACTURER MAINTENANCE REQUIREMENTS/RECOMMENDATIONS**
GRID SYSTEMS - Use of grid systems is not recommended where anticipated vehicle use or parking turnover exceeds once per day.							
Geoblock® 5150		40" x 20" polyethylene grid system with voids for grass or aggregate	Presto Geosystems	ACF West www.acfwest.com	Infiltration testing shall be per manufacturer's recommendation	COMPLIANT	Maintenance required for grass installation is per lawn care procedures based on climate and grass species, mow, weed and irrigate. Aggregate installation requires sweeping at high traffic areas to evenly disperse aggregate after excess wear. Vacuum debris. Weed as necessary.
Bodpave85®		Interlocking plastic paving grid for grass or gravel.	TERRAM	ACF West acfwest.com	Infiltration testing shall be per manufacturer's recommendation	NON-COMPLIANT (No information provided by manufacturer)	Routine weeding, watering, and fertilizing to be carried out per species.
Grasscrete®		Cast-on-site cellular reinforced concrete system with voids (created by plastic formers) for grass or aggregate. 3 varieties available depending on loading conditions	Grass Concrete Limited, ENGLAND	USA Supplier: Bomanite bomanite.com	Infiltration testing shall be per manufacturer's recommendation	NON-COMPLIANT (Additional lane of travel required for ADA compliance)	Routinely cut areas of infrequent use to even growth levels. Top off levels of soil as necessary.
				Local certified installer: Belarde Company belardeco.com			
TurfStone		Concrete lattice with voids for grass or aggregate	Uni-Group USA	Mutual Materials corporate office. Area hardware stores mutualmaterials.com	Infiltration testing shall be per manufacturer's recommendation	NON-COMPLIANT	Routine landscape maintenance of lawn, weed, reseed, irrigate if necessary
EZ Roll Grass Pavers/ EZ Roll Gravel Pavers		Rolled plastic lattice with hexagonal cells with voids for grass or gravel	NDS Inc.	http://www.ndspro.com or www.northwestlinings.com or local hardware stores	Infiltration testing shall be per manufacturer's recommendation	NON-COMPLIANT (No information provided by manufacturer)	Routine landscapes maintenance of lawn, weed, reseed, irrigate if necessary. Sweep and/or replace displaced gravel in high traffic areas. Rake or vacuum leaves
Tufftrack® Grassroad Pavers®		24"x24" honeycomb cell lattice with grass finish surface	NDS Inc.	http://www.ndspro.com or local hardware stores	Infiltration testing shall be per manufacturer's recommendation	NON-COMPLIANT	In ground sprinklers acceptable for irrigation. Mow, weed, reseed as necessary for grass species

ALLOWABLE PERMEABLE PAVEMENT WEARING COURSE MATERIALS FOR STORMWATER CREDIT





Date: 14-Sep-16

- Notes:
1. Permeable pavement surfaces and facilities shall comply with all requirements in the 2016 Stormwater Manual (see Sections 5.4.6 and 5.6.2).
 2. Designer and applicant responsible for confirming that initial permeable pavement infiltration rates are greater than 100 inches per hour.
 3. Permeable pavement subbase depth shall be 3 inches (min) for permeable pavement surfaces and 6 inches (min) for facilities.
 4. The City of Seattle retains the right to approve or decline the installation of paver systems on a site-by-site basis.
 5. The City of Seattle retains the right to modify this paver list as additional information becomes available.
 6. All proprietary pavements included in this table shall be selected, installed, and maintained per manufacturer's recommendations based on anticipated use and loading.**

* For projects with less than 5,000 square feet of new plus replaced hard surface, infiltration capacity may be demonstrated using a bucket test wherein a bucket of water is thrown on the surface. If anything other than a scant amount of water puddles or runs off the surface, quantitative testing is required as listed in the column below.

** Manufacturer maintenance requirements provided are in addition to maintenance requirements outlined in 2016 Stormwater Manual.



NAME	PHOTO	DESCRIPTION	MANUFACTURER	LOCAL DISTRIBUTER	INFILTRATION ACCEPTANCE TESTING*	ADA COMPLIANCE (IF properly installed & maintained)	MANUFACTURER MAINTENANCE REQUIREMENTS/RECOMMENDATIONS**
GRID SYSTEMS (CONT.) - Use of grid systems is not recommended where anticipated vehicle use or parking turnover exceeds once per day.							
Grasspave2		Rolled lattice (cutaway picture shown) grass completely covers surface after installation)	Invisible Structures Inc.	NW Linings www.northwestlinings.com (Stock limited; Unavailable after current stock sold)	Infiltration testing shall be per manufacturer's recommendation	NON-COMPLIANT (No information provided by manufacturer)	Mow and irrigate as necessary for grass species and climate. Do not aerate Grasspave2 installation. Add sand and grass seed as needed. Properly maintained can have a life span of up to 60 years
GeoPave		Grid units hold open-graded aggregate or aggregate/topsoil engineered infill	Presto Geosystems	GeoCHEM Inc. geocheminc.com	Infiltration testing shall be per manufacturer's recommendation	COMPLIANT	Visually inspect cells for loss of infill, replace as necessary. Vegetated surfaces should follow normal watering, fertilizing, and mowing procedures.
GrassGrid		Plastic grid with voids for grass or gravel	ACO	Ships direct from ACO: acomarkant.us/grassgrid	Infiltration testing shall be per manufacturer's recommendation	NON-COMPLIANT	Mow and irrigate as necessary for grass species and climate.
OTHER - Use is not recommended where anticipated vehicle use or parking turnover exceeds once per day.							
Flexipave		Flexible porous mat	KB Industries	None local kbius.com/kbi-products/kbi-flexi-pave	Standard Test Method for Infiltration Rate of In Place Pervious Concrete (ASTM C1701) or Infiltration Rate of the Mix; Field Test per City of Seattle Standard Specification 5-06	COMPLIANT	Requires routine leaf blowing to prevent material buildup and clogging. Vacuuming and abrasive sweeping should be avoided when possible to protect the surfacing