

SEATTLE'S INDUSTRIAL ZONES

THIS ZONING CHART IS FOR ILLUSTRATIVE PURPOSES ONLY

General standards are shown. Refer to the Land Use Code for exceptions and specific regulations, or call SDCI Zoning Information at (206) 684-8850.

Requirements Common To All Industrial Zones

Residential Use

Residential uses are prohibited in all industrial zones, except for caretaker's quarters, and artist studio/dwellings in structures existing as of October 5, 1987 subject to conditional use approval.

Landscaping

Landscaping is generally required for uses that are located adjacent to residentially zoned lots. Landscaping is also required along designated streets, as provided by the Industrial Streets Landscaping Plan, shown in SMC 23.50.016, Exhibits A and B.

Exceptions to Height

Exceptions to structure height for such items as solar collectors, rooftop features including radio and receiving antennae and parapets or firewalls are permitted.

Parking

Parking is required for all uses according to 23.54.015, Chart A.

Venting

Venting of odors, vapors, smoke, cinders, dust, gas, and fumes must be vented a minimum of 10' above grade and away from residential uses.

Transportation Concurrency

Proposed uses in industrial zones must meet transportation concurrency level-of-service standards prescribed in Chapter 23.52.

View Corridors

Lots within the shoreline district are generally required to provide a view corridor in accordance with the Shoreline Master Program. For lots partially within the shoreline district, a view corridor is required for that portion of the lot outside the shoreline district, if the shoreline portion of the lot is required to provide a view corridor under the Shoreline Master Program.

IG1

General Industrial 1 (IG1)

The intent of the IG1 zone is to protect marine and rail-related industrial areas from an inappropriate level of unrelated retail and commercial uses by limiting these uses to a density or size limit lower than that allowed for industrial uses.

Typical Land Uses


General and heavy manufacturing, commercial uses, subject to some limits, high impact uses as a conditional use, institutional uses in existing buildings, entertainment uses other than adult, transportation and utility services, and salvage and recycling uses.

Height

No maximum height limit; except retail, office, entertainment, research and development, and institution uses which are limited to 30', 45', 65', 85' as designated on the Official Land Use Map.

Maximum size of use

Retail sales and service and entertainment uses: 10,000 square feet.
Office uses: 10,000 square feet.
Some exceptions apply to maximum size of use limits (23.50.027.B).




FAR

2.5

Setbacks

A setback may be required in order to meet street improvement requirements.

Screening and landscaping may be required.



IG2

General Industrial 2 (IG2)

The intent of the IG2 zone is to allow a broad range of uses where the industrial function of an area is less established than in IG1 zones, and where additional commercial activity could improve employment opportunities and the physical condition of the area, without conflicting with industrial activity.

Typical Land Uses

Same as IG1

Height

Same as IG1

Maximum size of use limits

Lodging and entertainment uses: 10,000 square feet.
Office and retail uses: 25,000 square feet.
Some exceptions apply to maximum size of use limits (23.50.027.B).


FAR

2.5

Setbacks

A setback may be required in order to make street improvements.

Screening and landscaping may be required.



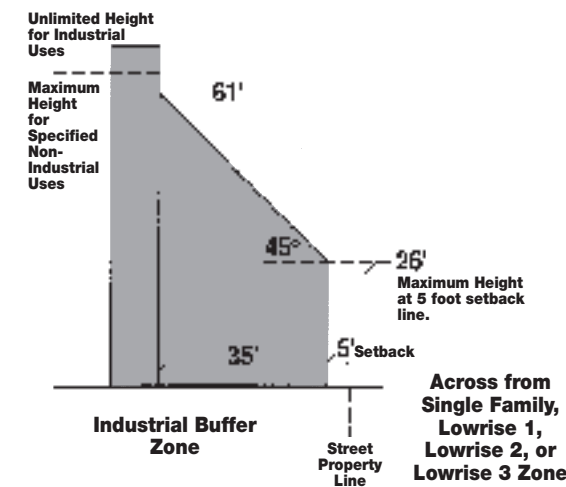
IB

Industrial Buffer (IB)


The intent of the Industrial Buffer is to provide an appropriate transition between industrial areas and adjacent residential zones, or commercial zones having a residential orientation and/or a pedestrian character.

Typical Land Uses Light and general manufacturing, commercial use subject to some limits, some transportation services, entertainment uses other than adult, institutions generally in existing buildings, salvage and recycling uses.

Height Same as IG1 and 2, except that on lots across a street from NR or Lowrise zones the following limits apply:



Similar but modified rules apply when across an alley from or abutting NR or Lowrise zones, or abutting MR, HR, and Commercial zones.



IC

Industrial Commercial (IC)

The intent of the Industrial Commercial zone is to promote development of businesses which incorporate a mix of industrial and commercial activities, including light manufacturing and research and development, while accommodating a wide range of other employment activities.

Typical Land Uses

Light and general manufacturing, commercial uses, transportation facilities, entertainment other than adult, institutions generally in existing buildings, utilities, and salvage and recycling uses.

Height

The maximum structure height for all uses is 30', 45', 65', or 85' as designated on the official land use map. Along the central waterfront special limitations apply.

Maximum size of use

Retail sales and service and entertainment uses: 75,000 square feet.

Office uses: no maximum size limit. The total area of all the foregoing uses on a lot may not exceed two and one half times the area of the lot. Some exceptions apply to maximum size of use limits. (23.50.027B)

FAR

2.5.

Setbacks

Same as IG1 and IG2, plus

When abutting a residentially zoned lot, setback varies with the height of the structure and when street trees are required. No openings permitted within 5' of residential zoned lot.

Maximum size of use Retail sales and service and entertainment uses: 75,000 square feet.

Office uses: 100,000 square feet. The total area of all the foregoing uses on a lot may not exceed two and one-half times the area of the lot. Some exceptions apply to maximum size of use limits (23.50.027B).

FAR

2.5

Setbacks

Same as IG1 and IG2, plus

- 5' from street property lines when across from SF or Lowrise zones (see diagram)
- 5' for parking and loading facilities and storage and recycling collection facilities when across a street from MR, HR, or RC zones, or across an alley from any residential zone
- 5' for parking lots and structures or drive-in businesses when any lot line abuts a residential zone
- 15' for outdoor loading, recycling collection or storage facilities when any lot line abuts a residential zone
- 50' from any lot in a residential zone for outdoor manufacturing, recycling or refuse compacting
- 5' for all windows or openings that face an abutting residentially zoned lot, unless the opening is translucent or perpendicular to lot line or screened

Screening and Landscaping Street trees and screening required for rooftop areas, parking, loading, outdoor sales and storage, and drive-in businesses when lot abuts or is across right-of-way from residential or Neighborhood Commercial areas.

Access to Parking and Loading No limits to parking and loading location except as provided under setbacks. Parking and loading access is prohibited across streets or alleys from residentially zoned lots, except in limited circumstances.

Major Odor Sources Uses which involve designated odor-emitting processes may be called a major odor source. A major odor source may be required to take measures to reduce odorous emissions and airborne pollutants.

Light and Glare Exterior lighting must be shielded away from residential zones. Facade materials which may result in glare may be required to be modified.

Screening and Landscaping

Street trees; screening and landscaping required for blank facades, parking and loading, outdoor sales, rental and storage, drive-in businesses.

Major Odor Sources

Uses which involve designated odor-emitting processes may be called a major odor source. A major odor source may be required to take measures to reduce odorous emissions and airborne pollutants.

Light and Glare

Exterior lighting must be shielded away from residential zones. Facade materials which may result in glare may be required to be modified.

