

Surveillance Technology Public Comment Meeting

Seattle Police Department



Public Records Act Notice

- This meeting is being recorded and will be posted online
- Information provided (including public comments) to the City of Seattle is considered a public record and may be subject to public disclosure. For more information see the [Public Records Act, RCW Chapter 42.56.](#)




WebEx Basics

Participant Etiquette


Manage your audio and video appropriately. It is good Webex etiquette to mute your line when you are not speaking. The microphone icon will be **RED** when muted.

Using video in a meeting can help teams stay connected and aligned as well as improve overall communication. Sometimes though, video can be distracting. To mute your video, click the video icon. The icon will be **RED** when muted.




Chatting

Select the Chat icon on the tool bar at the bottom of the screen.

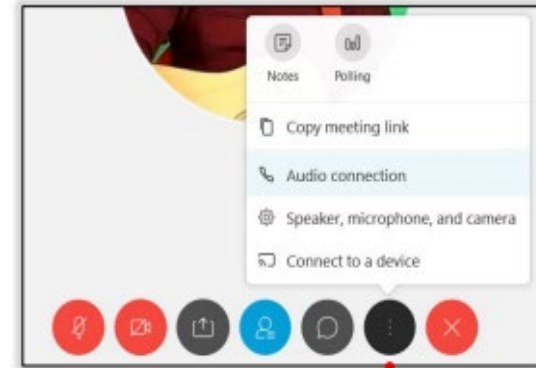


Select the drop box.

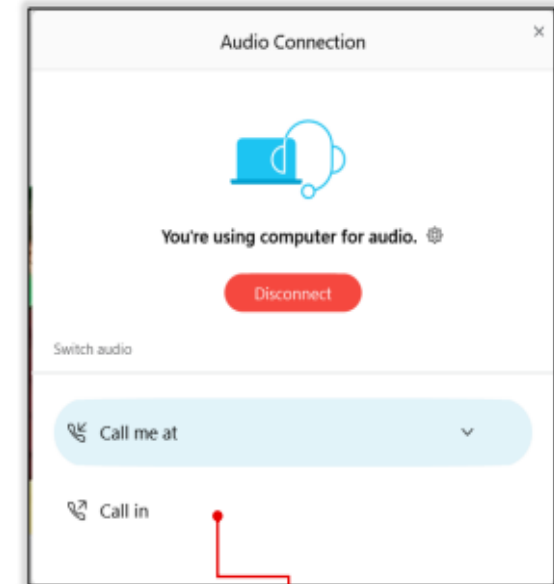


Select if you would like to send your message to **Everyone** or to a specific individual. If you select a specific individual, this will send the message privately so no one else in the meeting will see it.

Troubleshooting Audio



If you are having audio issues, click on the **ellipsis (...)**. You can test your **speakers, microphone, and camera** here, or select **Audio Connection** to change the way you are connected.



Select from the available options to change your audio connection.

WebEx Basics

For Dial-In Attendees

- Once the meeting starts, if you have a question, press “*3” to raise your hand. Once you have raised your hand, you'll hear the prompt, "You have raised your hand to ask a question. Please wait to speak until the host calls on you."
- To hear a list of commands available during your meeting or event, press “**”.
- If you no longer want to ask a question, or the host has already called on you, then press “*3” to lower your hand. You will hear a message, "You have lowered your hand".



Ground Rules

Attendees will be asked to adhere to the surveillance public meeting code of conduct:

- ✓ Be respectful of diverse opinions and experiences.
- ✓ Be an active listener during presentations.
- ✓ Anyone exhibiting disruptive behavior, intimidation or aggression, may be muted. If so, they will be asked to provide comment online or by letter.
- ✓ Please keep comments as brief as possible and related to technology in focus to allow everyone an opportunity to speak.



City of Seattle's Definition of Surveillance

- Surveillance is defined as technologies that "observe or analyze the movements, behavior, or actions of identifiable individuals in a manner that is reasonably likely to raise concerns about civil liberties, freedom of speech or association, racial equity or social justice."
- Certain technologies, such as police body cameras and technologies for everyday office use, are excluded from the law.



How to Comment on Technologies

- Survey Link: <https://forms.office.com/g/B2kh9iaASB>
- Mail a comment to Surveillance & Privacy Program: Seattle IT, PO Box 94709, Seattle, WA 98124



Rundown of Events

- SPD will present on technologies currently in use
 - Hostage Negotiation Throw Phone
- Public Comment Opportunity



Additional Comments

For additional comments unrelated to these specific surveillance technologies, please utilize the following resources:

- [Find Your Council District / Councilmember](#)
 - Contact City Council at council@seattle.gov
- [SPD Contact Information](#)



The image shows the exterior of Seattle City Hall, a large stone building with the words "SEATTLE CITY HALL" carved into its facade. The scene is overlaid with a semi-transparent blue filter. In the background, modern glass skyscrapers are visible. The text is centered and presented in a clean, white, sans-serif font.

Hostage Negotiation Throw Phone

Seattle Police Department

Seattle Police Department Mission

- **Prevent crime;**
- **Enforce the law, and**
- **Support quality public safety by delivering respectful, professional and dependable police services.**



Hostage Negotiation Throw Phone

What is the technology?

- The Hostage Negotiation Throw Phone is part of a communication system used to negotiate with subjects in hostage or crisis situations.
- The phone case includes microphones and speakers to enable two-way communication in an overt or covert manner.
- It also includes hidden cameras to support threat and tactical assessments.

Hostage Negotiation Throw Phone

Why does SPD use the technology?

- Throw phone systems of this nature are standard equipment for Hostage/Crisis Negotiation Teams throughout the country.
- At times there are no other means of phone communication with the subject in a hostage or barricaded person situation.
- The system allows the team to facilitate the development of negotiation strategies and ensure the safety-related information is relayed.

Hostage Negotiation Throw Phone

Data Collection

- Delivery of the throw phone is typically pre-negotiated with the subject via hailing or other means.
- Live-feed video is monitored by HNT or SWAT personnel either from the HNT truck, via a system networked laptop, or through a remote view application in range of the Wi-Fi system.
- Video recorded on the system hard drive is only accessible by HNT members who have controlled access either by password or by permission granted from the computer running the software.

Hostage Negotiation Throw Phone

Protections

- Deployment into a constitutionally protected area requires an authorized entry into the area via warrant or warrant exception to include consent, exigent circumstances, or community caretaking/emergency.
- Deployment of the throw phone system during an incident involves the authorization of the HNT supervisor, incident commander, and the SWAT commander if present.
- **RCW 9.73.030** expressly provides an exception to the “all parties” consent rule for the monitoring, intercepting, and recording of calls involving communications with a hostage holder or barricaded person.

Hostage Negotiation Throw Phone

Related Policies

- Washington Privacy Act, Chapt.9.73 RCW
- SPD Policy 5.001 – Standards and Duties
- SPD Policy 5.002 – Responsibilities of Employees Concerning Alleged Policy Violations
- SPD Policy 5.140 – Bias-Free Policing
- SPD Policy 6.060 – Collection of Information for Law Enforcement Purposes
- SPD Policy 7.010 – Submitting Evidence
- SPD Policy 12.040 - Department-Owned Computers, Devices & Software
- SPD Policy 12.050 - Criminal Justice Information Systems
- SPD Policy 12.080 – Department Records Access, Inspection & Dissemination
- SPD Policy 12.110 – Use of Department E-mail & Internet Systems



Public Comment



Please use the “raise hand” feature and we will call on individuals one at a time for comments

What's Next?

- Visit the [Hostage Negotiation Throw Phone Survey](#) to submit comments about these technologies
- Comments collected will be included in the SIR submitted to the Surveillance Advisory Working Group, and then City Council for full Council vote.
- Seattle.gov/tech - leave a comment on the Tech Talk Blog

Thank You
For Attending

SEATTLE
CITY HALL